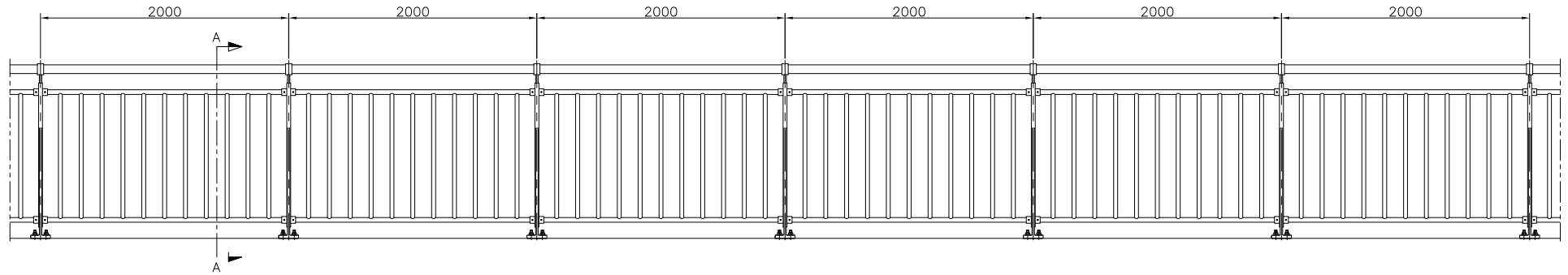
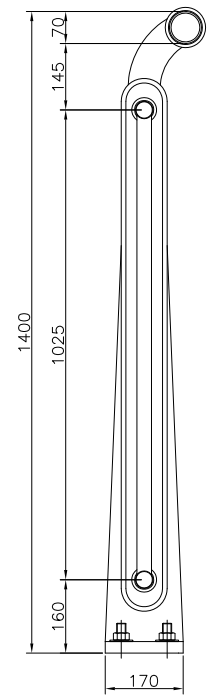



KWA-678



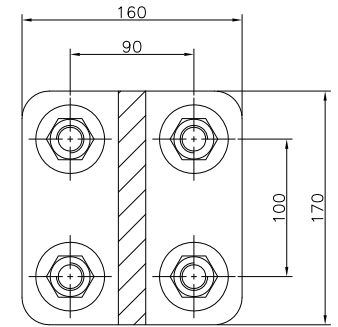
정면도 S : 1/18



A-A 단면도 S : 1/6



정면 상세도 S : 1/6



B-B 단면도 S : 1/2

재료표 (6M/1장간)

품번	품명	명단	위수	량	재질	규격	비고
1	지주	EA	3	AC7A		170X160	
2	상부레일	M	6	6063 T5		D70X3.5T	
3	상부레일이음	EA	1	6063 T5		D70용	
4	레일-1	EA	6	STS 304		D38.1X1.2T	
5	레일-2	EA	33	STS 304		D31.8X1T	
6	양키볼트	EA	12	SS 400		M20	
7	태핑나사	EA	15	STS 304		M6X40	
8	태핑나사	EA	4	STS 304		M5X20	